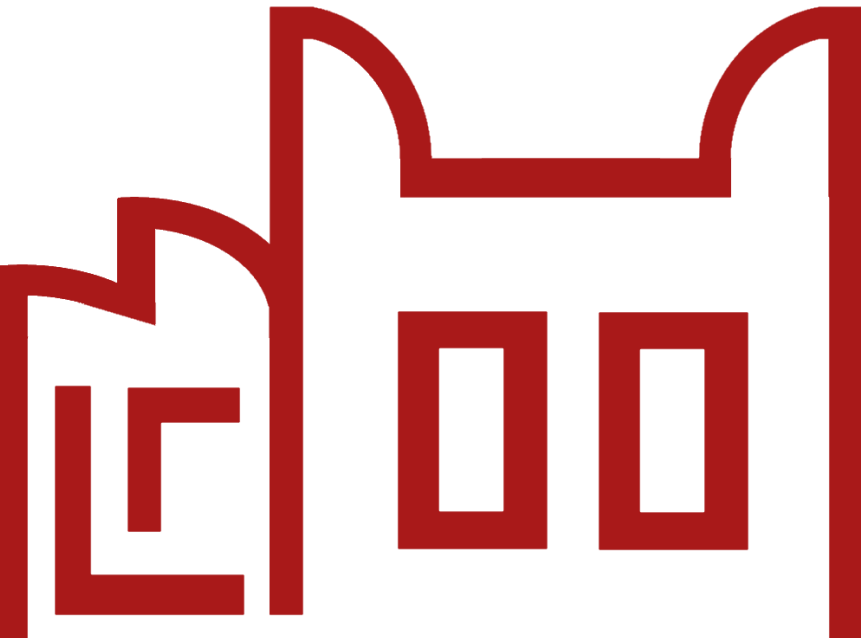


# Red Squirrel Studio



## Portfolio



OPEN PORTFOLIO

Lewis Raggett



[@redsquirrelstudio](#)



[@redsquirrelstudio](#)




[lewisraggett](#)



[redsquirrelstudi0](#)



<https://redsquirrel.studio>





04

**CONTENTS**

Where is everything?

06

**DEV CARD**Showcase your skills  
with style.

08

**CJP ILLUSTRATION**Illustration portfolio  
and ecommerce.

10

**DONATER**Charity donations  
web app.

12

**AURA GAS**Feature packed IOS and  
Android app.

14

**E-MALMESBURY**Explore the historic  
town in Wiltshire.

16

**GO FISH APP**Helping students  
through the 11+ exam.

18

**PEBEO GLOBAL**Providing the world with  
artistic supplies.

20

**TRANSMEDIA 2021**Persevering through a  
pandemic.

22

**HYPER-LINK**Connecting curators  
through a chatbot.

24

**CHILDWIN**


Making research easy.

## Hi, I'm Lewis.

Based in Bournemouth, I build lightning fast applications and websites for clients of many walks of life. I'm at my happiest learning new technologies and applying them to create useful solutions to everyday hassles.

I started programming when I was 11 years old and have loved it ever since: starting with general purpose traditional languages like Python and C# and later going on to specialise in web languages so I could create a whole range of applications.

I specialise in PHP (Laravel), Javascript (Vue.js/ Nuxt/React) and CSS (SASS/Tailwind/Bulma). But I often use other languages, technologies and frameworks to make the best version of a site that's possible.

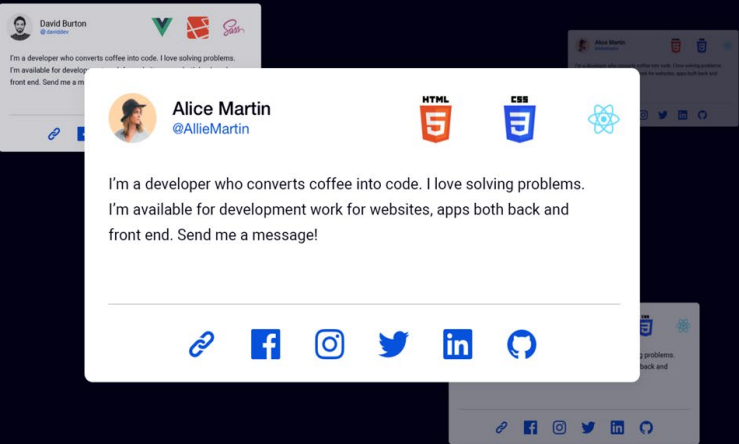


# Showcase yourself with style

The easiest way to link your portfolio and socials through a shortened link. Use our simple set up to quickly create your card and share to the world in less than 5 minutes.

Get Started

You'll need a Github account to use DevCard



### Step One

Sign in to DevCard using your GitHub account to get started with a basic card featuring your username, profile link and avatar.

### Step Two

Customise your card easily using our editor. Make it your own with a custom colour scheme and all of your important links.

### Step Three

Get your unique link to display on social media or simply send to clients and other developers. It will be there forever, for free.

# Free. Forever.

DevCard has and always will be completely and totally free. If you

# DevCard


DevCard is a way for developers to showcase their skills with style. It offers a fast interface to add in your details, skillset and social media links so someone can find out everything about you using a short link. Whether that be an employer, your team, or a client.

The project started as a URL shortener and evolved into an alternative to link tree out of need for something to put in an Instagram bio.

DevCard utilises Laravel, Vue.js and the Stripe to create a fast and intuitive experience for users of the site.



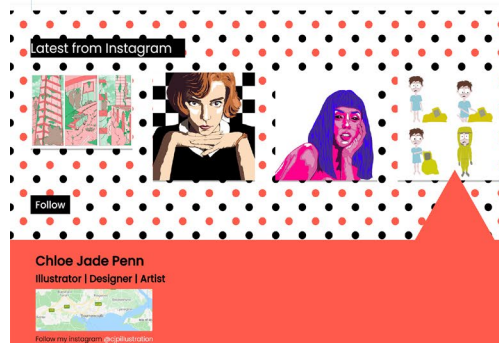
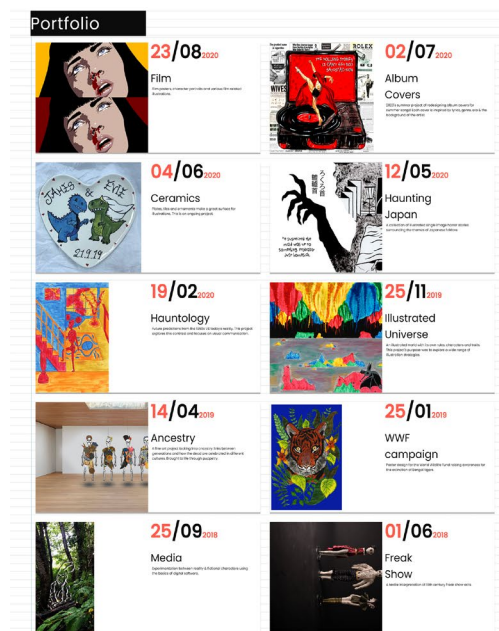

Powered By DevCard



Chloe Penn is a talented illustrator from Bournemouth who needed a portfolio site to showcase her work.

I built an easy to manage, stylish website that would not only show off her skills but also give a platform to sell it on with an ecommerce element so visitors can purchase tote bags and other products.

The site now is home to dozens of projects with a large variety of artwork, gradually updated by Chloe.



Red Squirrel Studio provided me with an open space to present my portfolio and sell my work. Being both a student and a small business owner, I needed a space to organise my work and present it in a way that reflects my style. Using the blog style portfolio feature has been incredibly useful and I was given complete freedom on putting posts together, captioning, and organising the project folders. The website is of high quality, clearly laid out, and in a way that serves to the needs of both my university work, and customers who need to find out about me and what I do. It is easy to navigate, and easy for me to edit and upload to, with the shop feature being accessible and straightforward for purchases.

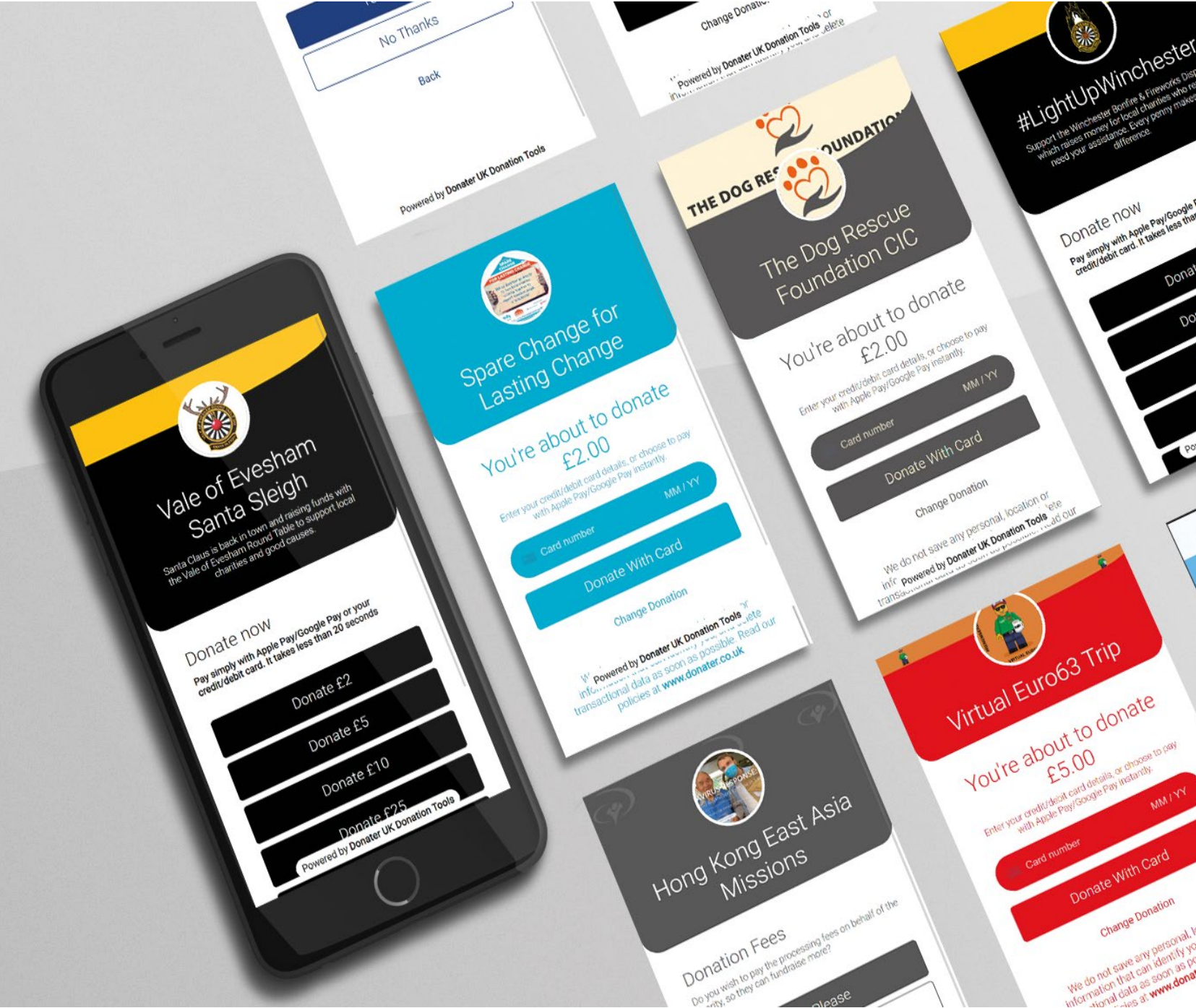


10

£20,000, that's the just the start of the impact an application can have for good.

Donater is an application I have worked on with Sprechen that has helped dozens of charities in the South of England to raise money more easily. The web app can be accessed through QR code stickers on charity pots and lets the user donate using Google pay, Apple pay or direct debit if they don't have cash on hand.

In an increasingly more cashless society, Donater has been a clear necessity for more and more charities who want to stray from traditional donation collection methods.



PREVIOUS PAGE  
DONATER

```
<transition name="slide-up">
  <main v-if="loaded"
    :style="`min-height: ${!bannerDescription ? '70vh' : '60vh'}; top: ${!bannerDescription ? '30vh' : '40vh'};">
    <transition :name="animation" mode="out-in">

      <donation-options v-if="step === 0" :key="0" :options="eventData.nfc_campaign_option"
        :color="eventData.campaign_colour" :text-color="eventData.campaign_colour_text"
        @select="optionSelected">

      </donation-options>

      <pay-fees v-if="step === 1" :key="1"
        :color="eventData.campaign_colour" :text-color="eventData.campaign_colour_text"
        @yes="proceedWithFees" @no="proceedWithoutFees" @back="back(1)">

      </pay-fees>

      <payment v-if="step === 2" :key="2"
        :color="eventData.campaign_colour" :text-color="eventData.campaign_colour_text"
        :value="chosenValue" @back="back(2)"
        :custom-value="addFees || this.selectedOption.option_value === 0"
        :client-route="`${client}/${locationId}/amount/${selectedOption.id}`"
        @complete="forward">

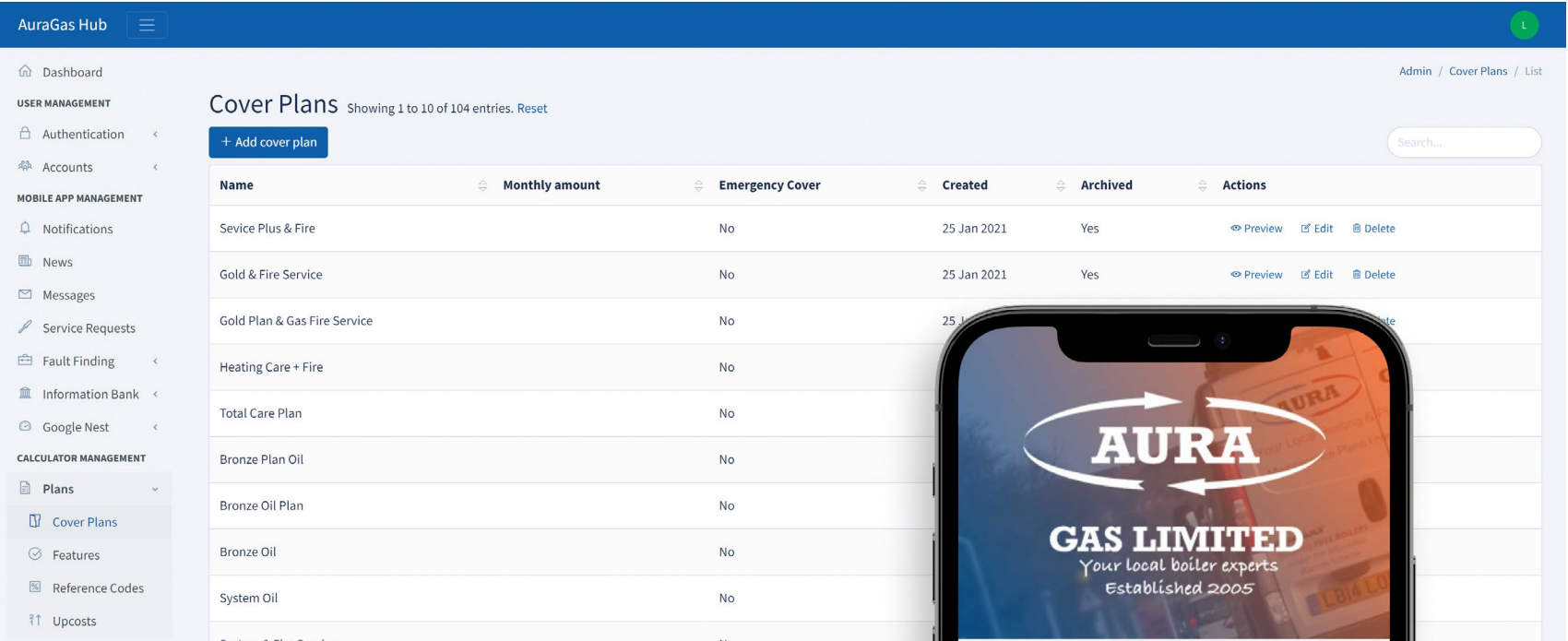
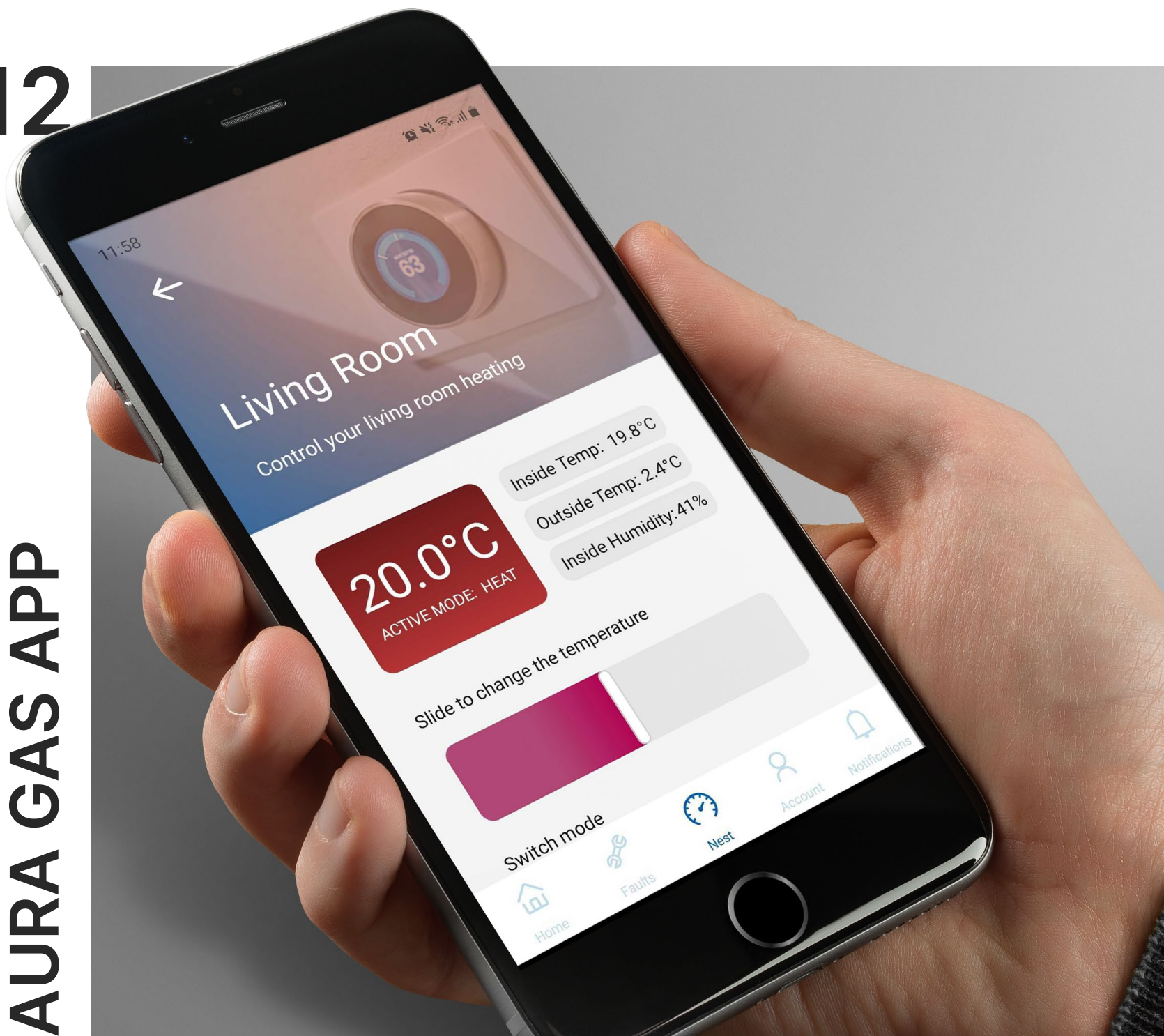
      </payment>

      <post-donation v-if="step === 3" :key="3"
        :color="eventData.campaign_colour" :text-color="eventData.campaign_colour_text"
        :options="eventData.postdonationoptions"
        :event="eventData" :value="chosenValue">

      </post-donation>

    </transition>
  </main>
</transition>
```

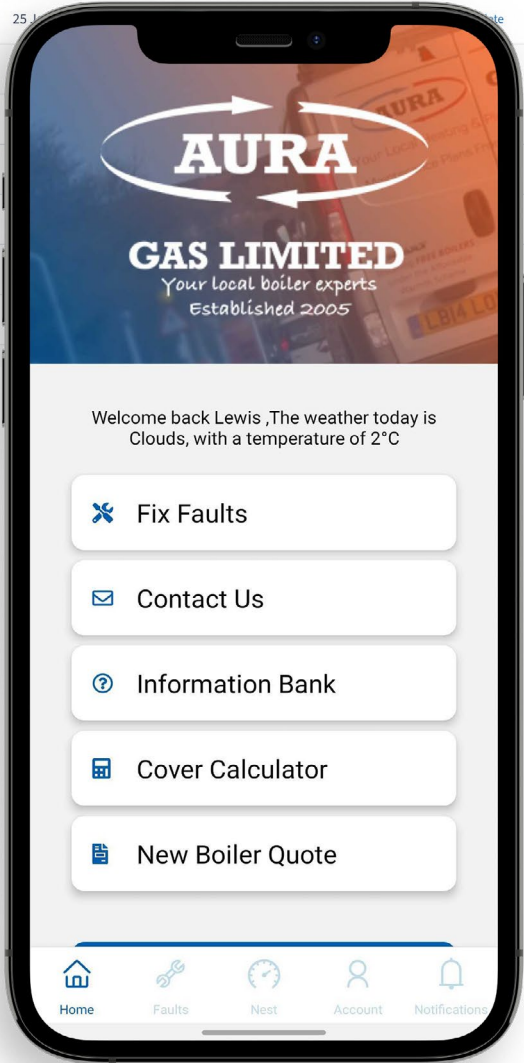
NEXT PAGE



Aura Gas is a Portsmouth based, Gas Engineering company who needed an IOS and Android application for its customers with boiler cover plans.

The application would be able to keep track of their cover plan, offer fix infomation for boiler faults, as well as integrate with their Google Nest thermostat so that they can control their heating.

Customers would be registered for the app when they take out cover with the company on their website and can login in immediately. The app was built in React native utilising a Laravel backend for data processing.


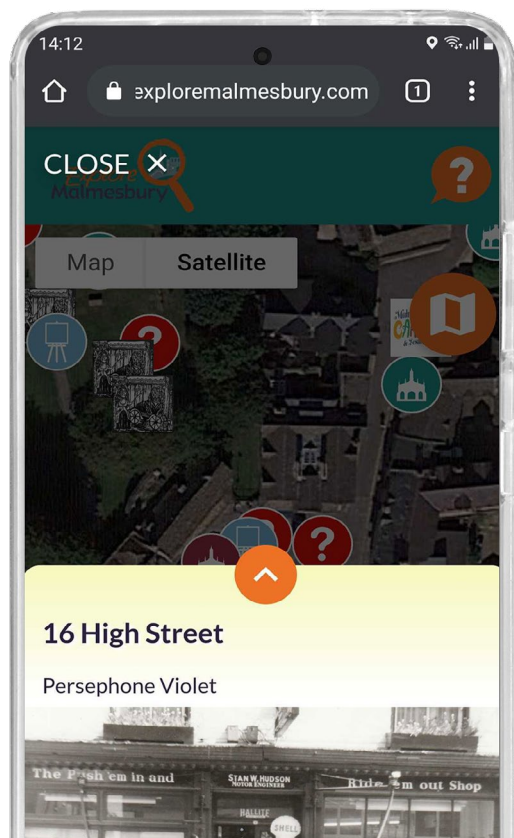


14

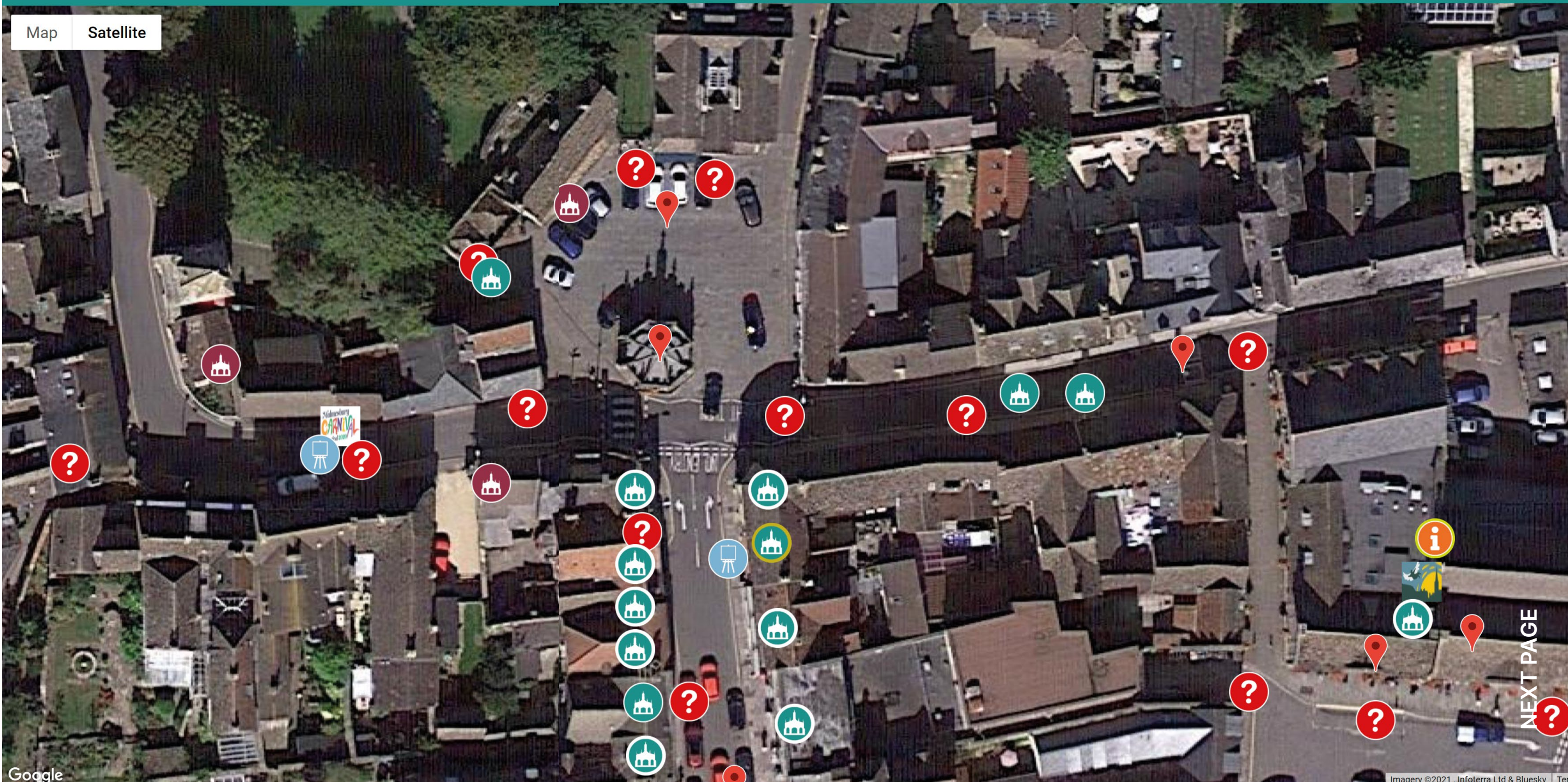
Explore Malmesbury was one of my first projects and built using Vue.js with a Laravel backend.

The site would provide a boost in tourist interest in Malmesbury, Wiltshire by offering information about points of interest, interactive panoramas and trail walk throughs.

It has been going strong for 3 years now and has given tourists visiting the town a means to learn about it and its history.



Google

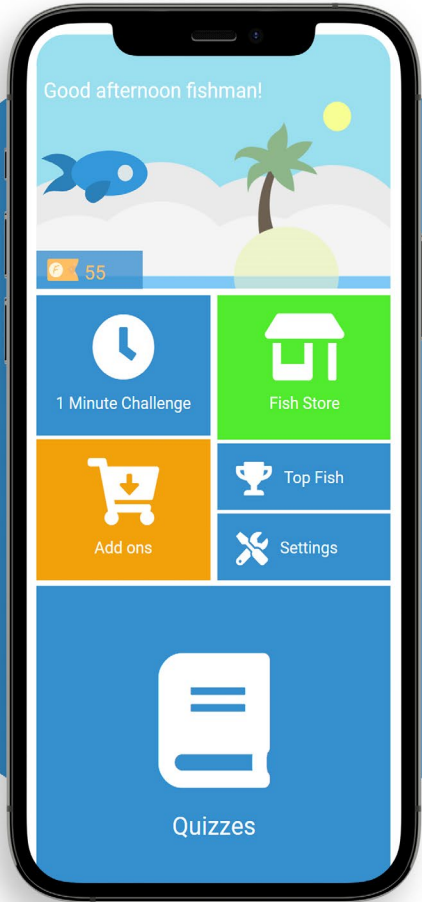


Imagery ©2021 Infoterra Ltd &amp; Bluesky


NEXT PAGE

PREVIOUS PAGE


EXPLORE MALMESBURY



Customise your fish



Tail Type



Tail Colour



Go Fish Education is an app designed to help UK students prepare for the 11+ exam.

It features an avatar customiser in light of recent popular games incorporating the fetaure as well as hundreds of quizzes around Maths, English, Verbal and non-verbal reasoning.

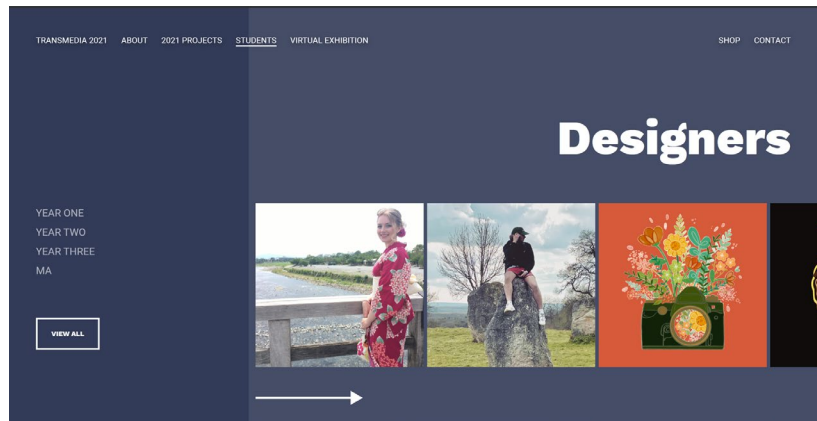
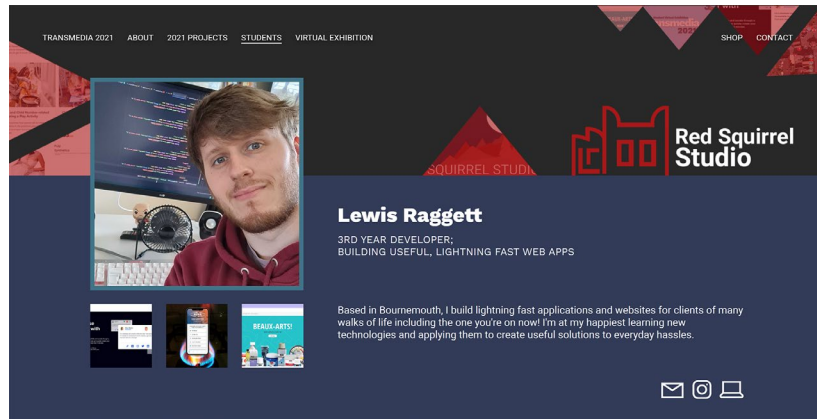
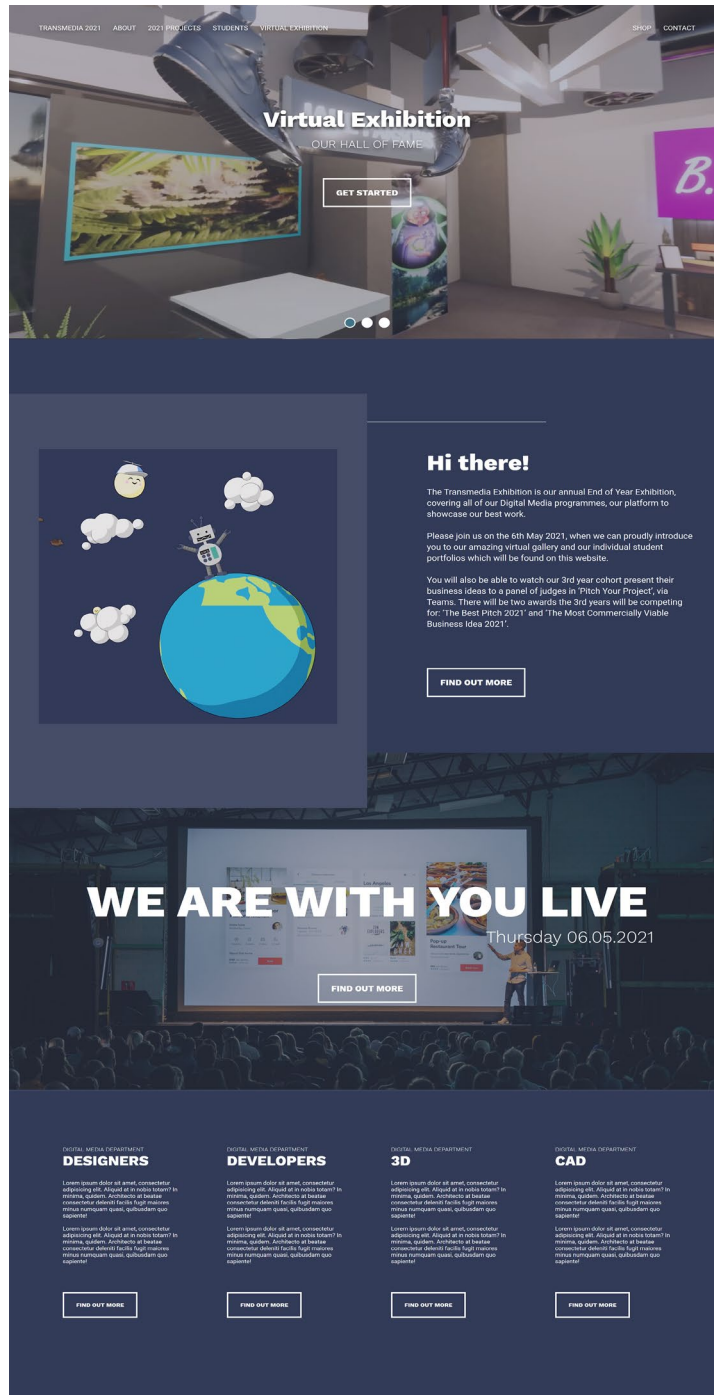
The app was built in partnership with the Bournemouth based tuition company of the same name using Vue.js and Firebase to power it.



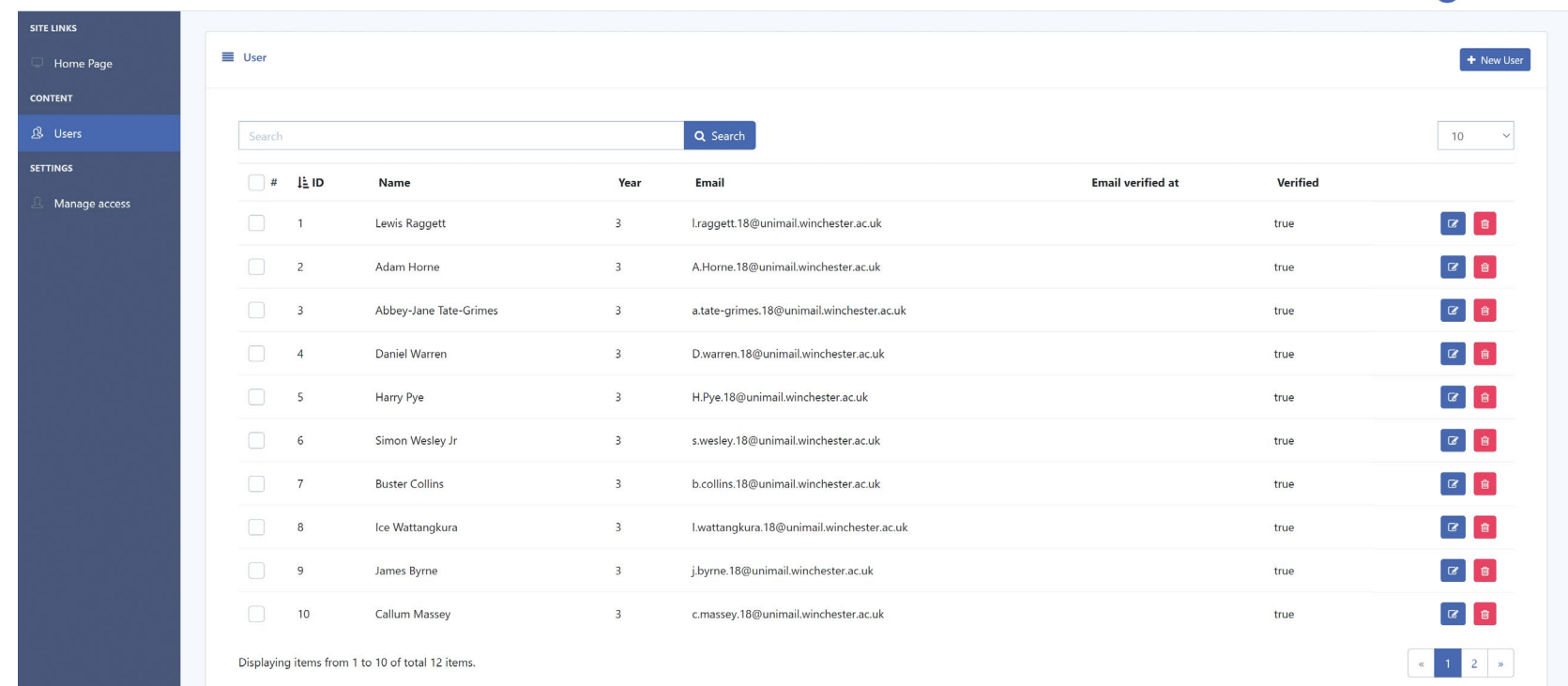


20

PREVIOUS PAGE  
TRANSMEDIA 2021



Transmedia 2021



Transmedia is an annual event held by the University of Winchester Digital Media Courses to showcase their work to potential employers, family, and friends. Historically, the event has been held in person on the University Campus but due to the pandemic had to be moved to a fully online experience.

I built this site with the capability of holding all the student's work and profiles, a 3D exhibition experience, and embedded live streams all to make 2021's Transmedia event amazing despite the situation.

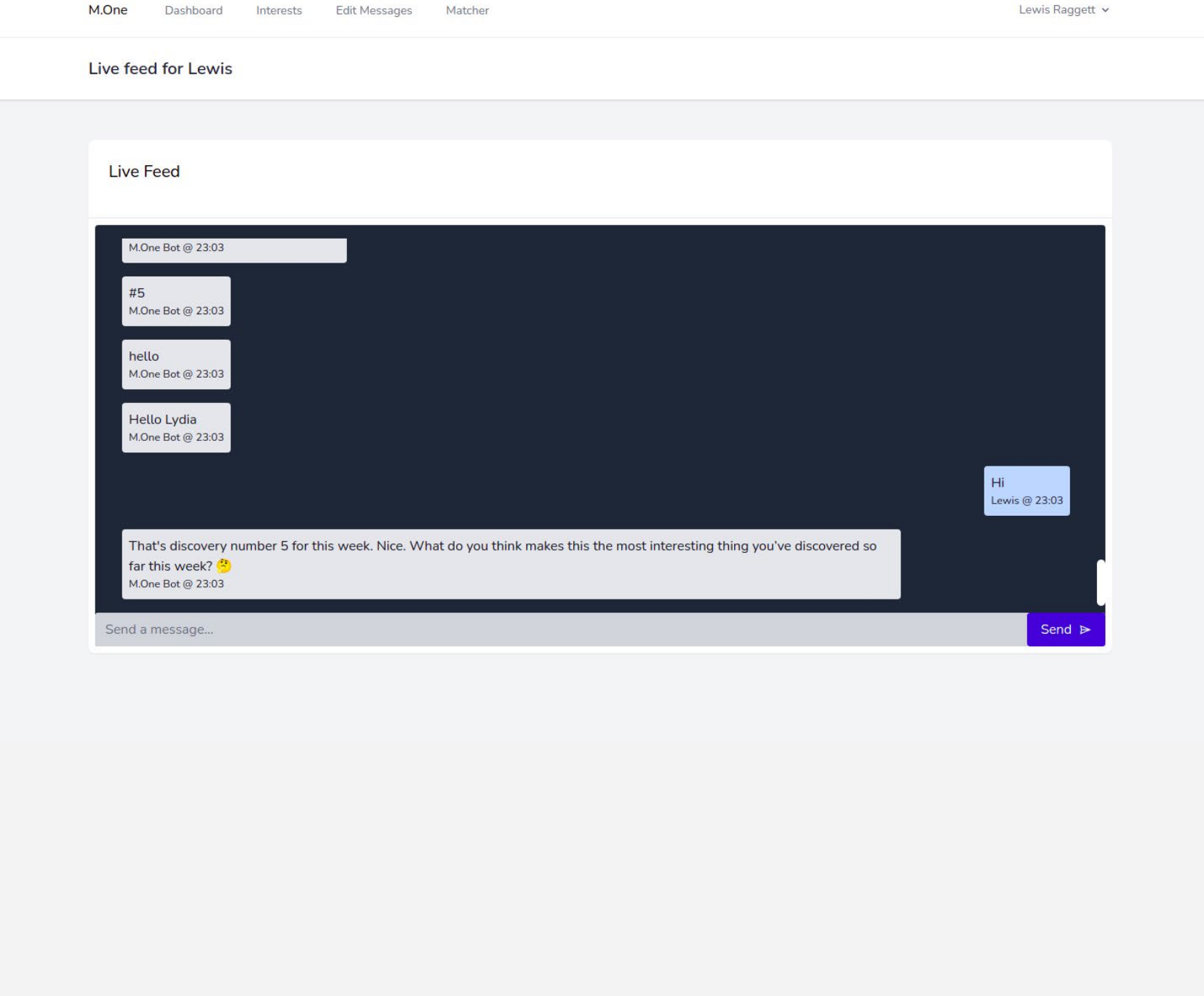
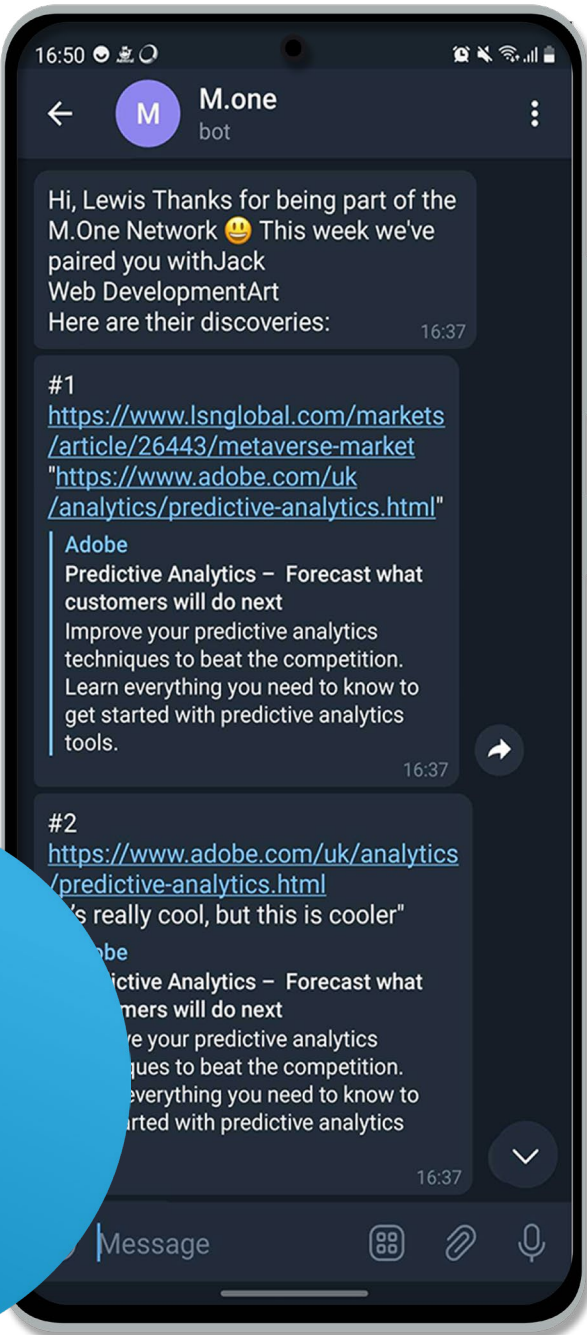


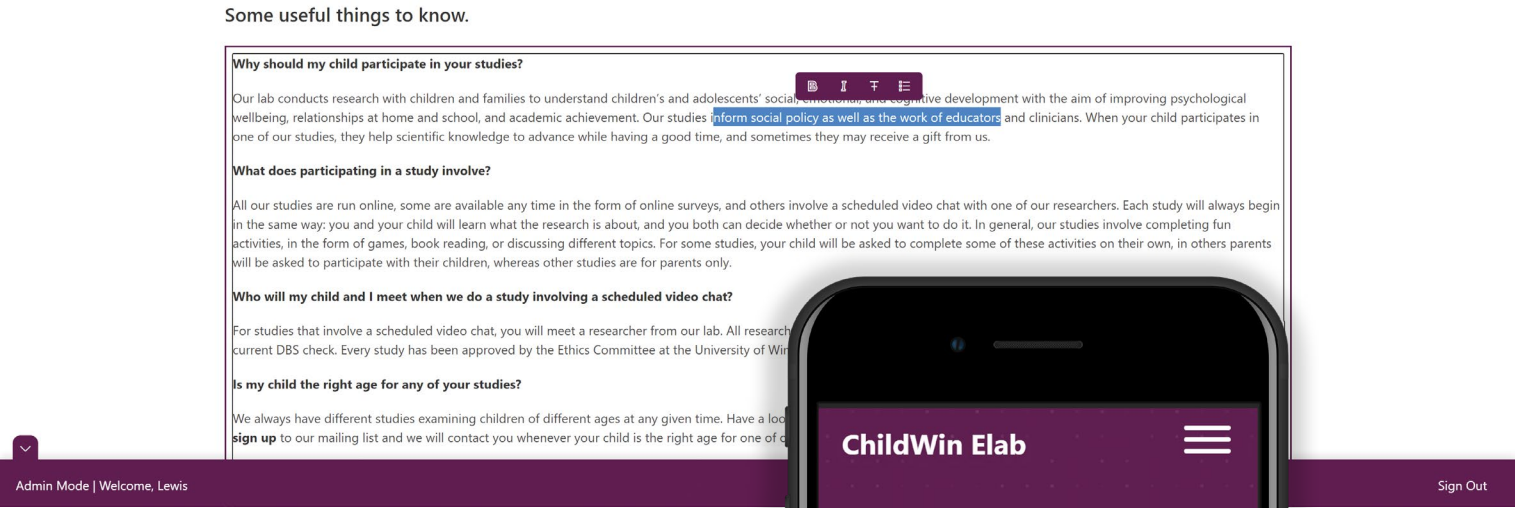
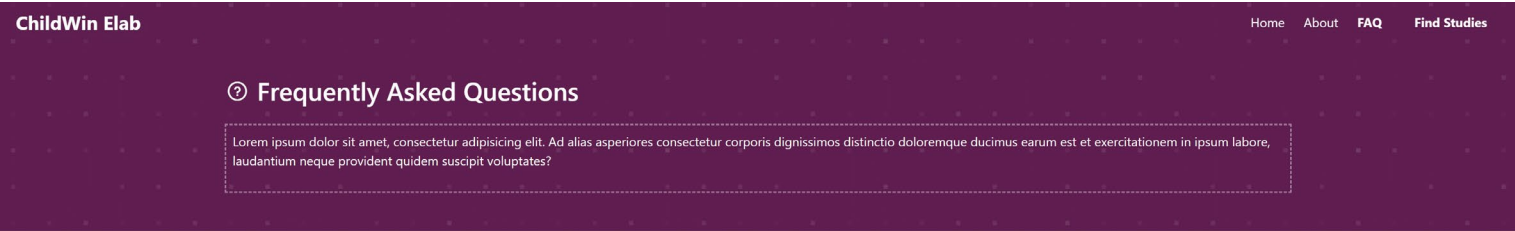
NEXT PAGE

The HYPER-LINK network is a project created by Next Gen Futures with the goal of connecting like minded people and allowing them to share their discoveries every week.

Before they contacted me, they were manually collecting links sent to them on Whatsapp by people and then sending them out at the end of the week.

To make this easier, I developed a chatbot for Telegram that could automate the process and collect member's links. At the end of the week it would match the users based on their interests and send their discoveries.






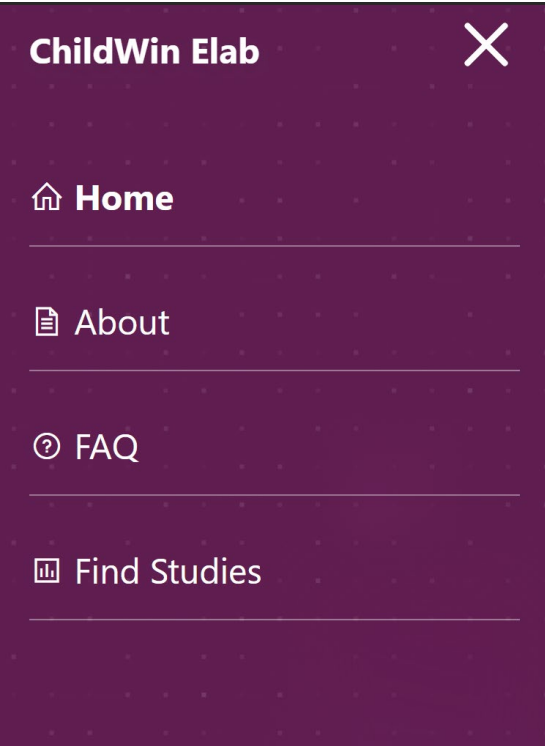
The Winchester Child and Family Psychology lab aims to carry out studies relating to families and gain valuable research.

The E-Lab site would enable them to streamline the process through publishing contact forms, survey links so interested parents can easily sign up.



I built the site with the fact that the administrators are not tech savvy people in mind.

Pages were built with editable blocks where an admin could simply click on and edit images, text, and links without any sort of admin panel or technical knowledge.



# RED SQUIRREL STUDIO



Discover more at  
<https://redsquirrel.studio>



# 2021